



:

4- 2008 ¹

3-), 4- 2008 (+5 , +2 94 (.1).

31.12.2008 .

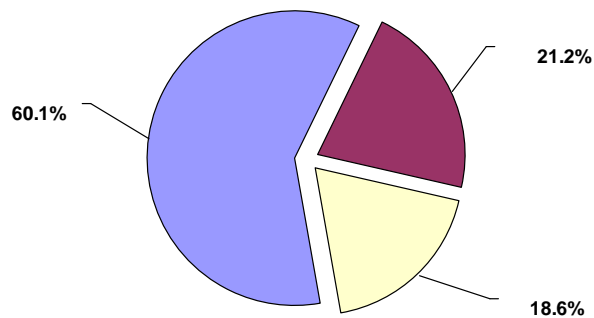
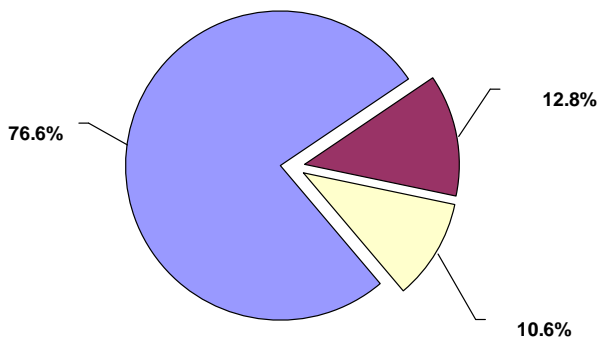
	63	9	6	78
4-	70	11	8	89
4-	72	12	10	94
4-	2.86%	9.09%	25.00%	5.62%
()	14.29%	33.33%	66.67%	20.51%

18%, 4- 21.4% (+12.6% 3-), 34.2%. 29.9% , 3-

31.12.2008 .

	147 361 225	52 042 260	46 594 469	245 997 954
4-	283 212 039	73 331 715	63 731 882	420 275 636
4-	198 556 240	70 151 775	61 491 868	330 199 883
4-	-29.89%	-4.34%	-3.51%	-21.43%
()	34.74%	34.80%	31.97%	34.23%

(198.56 . ., 60.1%), (.1). (72 , 76.6%), 4- 6.3 (12 ; 70,12 . .), (10 ; 61.49 . .).



. 1.

31.12.2008 .

4-

(45.8% 55.0%),

(181.76 .)².

(47.4% 38.5%),

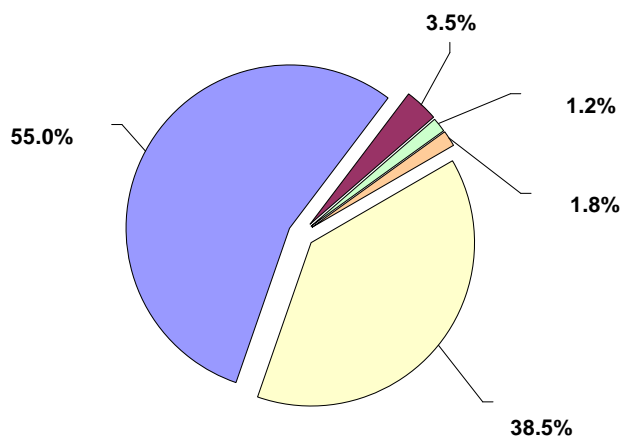
(127.20 . .) (. 3, .

2).

3

31.12.2008 ., .

	104 464 862	4 056 009	78 133 851	8 344 030	3 557 488
	40 551 145	-	24 314 692	3 065 677	2 220 261
	36 740 481	-	24 747 382	-	4 006
	181 756 488	4 056 009	127 195 925	11 409 707	5 781 755



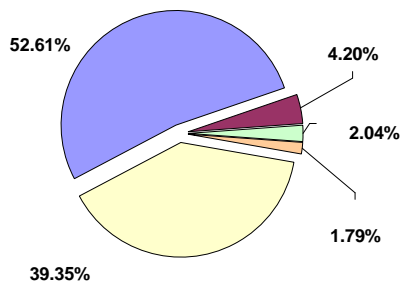
. 2.

31.12.2008 .

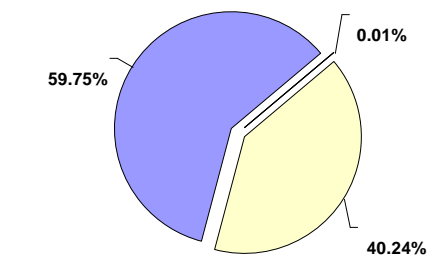
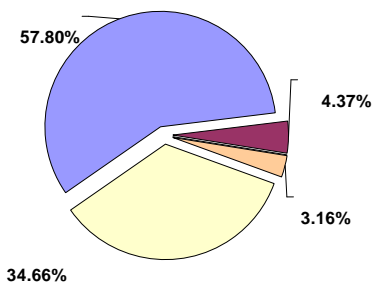
4-

« »

2.04% (. 3).



. 3.



31.12.2008 .